



Your CRT Toolkit: How to Fight Racist Ideology in Our Schools

June 24, 2021

The background of the slide is a stylized American flag. The top portion features the red and white stripes, while the bottom portion features a field of white stars on a blue background.

First, some housekeeping...

- This meeting is being recorded. Check our website for links to the video and share it with your friends.
- All participants are muted and webcam video is disabled
- For Q&A: send questions to info@603alliance.org
- Materials will be posted at www.603alliance.org by Sunday
- The 603 Alliance is hosting this webinar and we have invited speakers to present. The speakers are not necessarily endorsing the 603 Alliance, and vice-versa.

The background of the slide is a stylized American flag. The top half features the red and white stripes, while the bottom half features a blue field with white stars. The text is overlaid on this background.

WHO WE ARE:

- Founded in 2015, the **603 Alliance** is dedicated to **restoring Constitutional principles** at all levels of our government
- We are an **all-volunteer** organization
- Some of our activities:
 - Trained 150+ candidates for State Rep in 2018/2020
 - Held a Trump inaugural ball in January 2017
 - Hosted events with James O’Keefe, Steve Bannon, Trevor Loudon, and more...

Learn more and sign up for updates at
www.603alliance.org

UPCOMING CONFERENCE AND DINNER EVENT!



JULY 24th – Manchester, NH
Details at www.603alliance.org/events

The background of the slide is a stylized American flag. The top portion features the red and white stripes, while the bottom portion features the blue field with white stars.

AGENDA

CRT: an Overview

Dan Richards

Legislative Update

Jim Kofalt

Your CRT Toolkit: How you can make a difference locally

Ann Marie Banfield

Closing Comments on CRT: What to Expect

Dan Richards

Wrap Up + Q&A

603 Alliance





Ann Marie Banfield

**Education Analyst specializing
in parental rights & academic
excellence**

The background of the slide is a stylized American flag. The top portion features the red and white stripes, while the bottom portion features the blue field with white stars.

1. Visit Your School District's Website

- Start by going to your school district's website.
- **Look at the list of School Board members.** Do you know any of them?
- If so, **start a discussion with them immediately.** Keep a line of communication going so that you can provide them with good information.
- **If you don't know them, send an email and introduce yourself.** This could be a good time for them to get to know you. Be friendly and professional at all times. Build up that trust so that they know that you are reasonable.

The background of the slide is a stylized American flag. The top portion features the red and white stripes, while the bottom portion features a field of white stars on a blue background.

2. Start with a Fact-Finding Mission

- Gather materials will be what you need to use to fight CRT in the classroom.
- File a 91A Right to Know Request for all documents, materials, curriculum, books, assignments, surveys, etc on anything involving Race, diversity, inclusion, equity.
- RTK Request Sample: <https://granitegrok.com/blog/2021/04/right-to-know-request-regarding-assessing-racial-bias-in-manchester-students>

The background of the slide is a stylized American flag. The top portion features the red and white stripes, while the bottom portion features a field of white stars on a blue background.

3. Ask for a Grant Review Committee

- Ask the school board to create a grant review committee to examine the terms of the grants coming into the school district. Grants are typically used to bring in CRT programs/materials.
- All grants should be approved by the school board, and they should understand the terms of each grant before approving.
- Grants can remove local control within the terms. You exchange local control for what the grant wants from the district.
- Example: Nellie Mae grants include provisions that force teachers to use faulty pedagogy (teaching methods) in the classroom.
- You can file a RTK request to review the grants coming into the district.

The background of the slide is a stylized American flag. The top portion features the red and white stripes, while the bottom portion features a blue field with white stars. The stars are arranged in a horizontal row across the bottom.


4. Pay Attention to School Board Races

- Now you see how important it is to get good representatives elected.
- There is a PAC that launched called the “1776 Project.” They will aid school board candidates across the country who reject the introduction of Critical Race Theory (CRT) at public school. <https://1776projectpac.com>
- Direct candidates and current school board members to School District Governance Association of New Hampshire. (SDGA-NH). www.sdganh.org
- The 603 Alliance plans to offer training to school board candidates for upcoming races. Those elections are in November for cities and February/March for towns.

5. Get Candidates to Commit to an anti-CRT position

- E-mail/call/ask anyone running for office to sign a pledge to ban Critical Race Theory from NH Schools:

<https://www.1776action.org/candidate-pledge/>



The 1776 Pledge
TO SAVE OUR SCHOOLS

1776 ACTION

AS A CANDIDATE AND/OR CURRENT OFFICEHOLDER, I BELIEVE:

- The United States of America is an exceptional nation whose people have always strived to form a more perfect union based upon our founding principles.
- Our Founding Fathers – including George Washington and Thomas Jefferson – as well as leaders like Abraham Lincoln, Frederick Douglass and Rev. Martin Luther King, Jr. were among the greatest Americans to ever live, and they deserve to be honored as heroes.
- Our children and grandchildren should be taught to take pride in their country, to respect our founding principles of liberty and equality, and to have a sense of American history that is both truthful and inspiring.
- Civics education should focus on the serious study of our founding documents and principles – not coerce students into engaging in extracurricular political action on behalf of contemporary policy positions.
- Our young people should be taught to view one another not

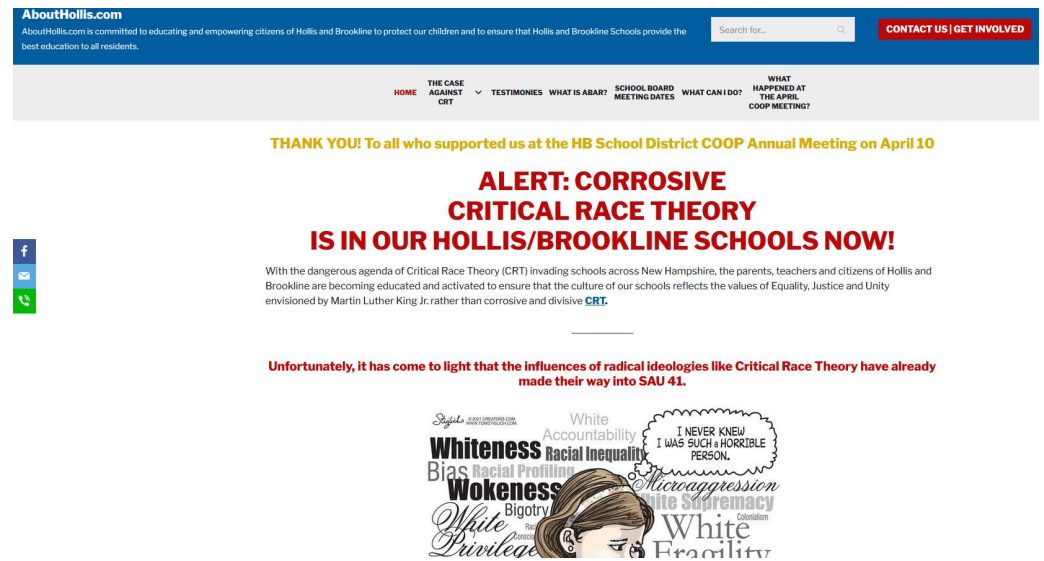
THEREFORE, I PLEDGE to the voters of*

that I will take concrete steps to do the following in our K-12 public schools:

1. Restore honest, patriotic education that cultivates in our children a profound love for our country.
2. Promote a curriculum that teaches that all children are created equal, have equal moral value under God, our Constitution, and the law, and are members of a national community united by our founding principles.
3. Prohibit any curriculum that pits students against one another on the basis of race or sex.
4. Prevent schools from politicizing education by prohibiting any curriculum that requires students to protest and lobby during or after school.

6. Set up a Website or Facebook Page

- Set up local websites and Facebook pages to fight CRT in your district. Set them up NOW.
- Here is a great example of a web site for Hollis-Brookline: <https://abouthollis.com>
- Try to share the page and build a database with residents who are interested in academics versus a radical political agenda.



7. Use the USPIE Parents' Guide

- Refer to USPIE resource and guide to fight CRT in your school. This includes a template for school board policy prohibiting CRT

<https://uspie.blog/2021/05/24/parents-guide-and-resources-to-fight-critical-race-theory/>

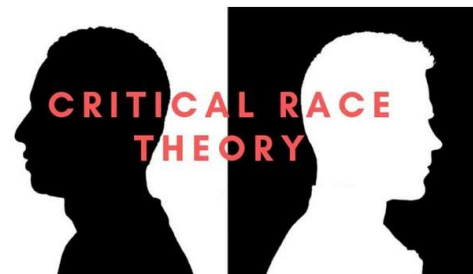


United States Parents Involved in Education
End the Department of Education and all federal education mandates.

[HOME](#) [ABOUT](#) [CONTACT](#)

Parent's Guide and Resources to Fight
Critical Race Theory

MAY 14, 2021 - STOPFEDED



The background of the slide is a stylized American flag. The top portion features a red and white striped pattern, while the bottom portion is a solid blue field with white stars. The stars are arranged in a horizontal row along the bottom edge.

8. Show up at School Board Meetings

- Get parents to attend school board meetings.
- Every School board meeting that you can attend, be present and speak.
“Show up, speak up, and write to the board”
- Showing up in person is best (or via zoom when necessary), but letters and emails can help too.
- In terms of swaying the school board, there is power in numbers. The wave of resistance is beginning to grow.

The background of the slide is a stylized American flag. The top portion features horizontal stripes in red and white, while the bottom portion is a solid blue field containing several white, five-pointed stars. The overall texture is grainy and artistic.

9. Ask Your School Board for their Position on CRT

- Contact your local school board to ask their stance on critical race theory and what policies, if any, are in place to ensure students are protected from ideological indoctrination at school.
- Take that to your State Senator and Representatives too. It's time that they hear that parents are interested in this issue and want to know where they stand.

The background of the slide is a stylized American flag. The top portion features the red and white stripes, while the bottom portion features a field of blue with white stars. The text is overlaid on the white stripe area.

10. Talk to Your Children About What's Being Taught

- Talk to your child about what's being discussed in their classes. Ask them about their subjects, talk about what they are learning.
- Read the course syllabi and investigate any 3rd party websites or organizations referenced. Many teachers use educational websites as resources for lessons and videos, and a quick perusal of the types of websites your child's teacher uses will tell you a lot about the tone of the lessons. A few notorious websites include :“Facing History,” “Learning for Justice,” and perhaps most creepy, “CRTandthebrain.com.”
- Talk to other parents too. This helps them become aware and find their way back to you if they see something.

The background of the slide is a stylized American flag. The top portion features the red and white stripes, while the bottom portion features a blue field with white stars. The image has a textured, painterly appearance.

11. Review the Curriculum

- Review the curricula in your district, paying special attention to social studies and US history. While it is not always possible to view the curriculum for a specific course or teacher, district and state standards are available for most subjects online.
- The wording is often vague, but woke ideology has a recognizable signature. A quick automated word search for buzzwords like “equity,” “diversity,” “anti-racism,” “systemic racism,” “social justice,” “oppress,” “narrative,” and “bias,” is a good start.
- They will most likely avoid using the term Critical Race Theory (CRT) so look for buzzwords like DEI/ Diversity Equity and Inclusion. In this case, equity refers to equal outcomes, not equality of opportunity. This will prohibit children from excelling. ALL children.

The background of the slide is a stylized American flag. The top portion features horizontal stripes in red and white, while the bottom portion is a solid blue field containing several white, five-pointed stars. The overall texture is slightly grainy, giving it a hand-drawn or painted appearance.

12. Review Your District's Competencies

- Request that your school board post the competencies on the district web site for every class in every grade level. Review the competencies.

The background of the slide is a stylized American flag. The top portion features horizontal stripes in shades of red and white, while the bottom portion is a solid blue field containing several white, five-pointed stars.

13. Connect with Teachers

- Encourage teachers to contact you anonymously. They fear for their jobs so you must keep their identities confidential. They will offer you inside information that you can expose to the community and school board members. Shining the light on what's going on, in public, will help other parents understand the severity.
- When someone shares information with you in confidence, you **MUST** absolutely and completely protect that confidence

The background of the slide is a stylized American flag. The top portion features a red and white striped pattern, while the bottom portion is a solid blue field with white stars. The entire image has a textured, painterly appearance.

14. Share What you Find

- If you're not sure what to do with the evidence, submit them to www.whataretheylearning.com, a website that tracks CRT indoctrination in all 50 states.

The background of the slide is a stylized American flag. The top portion features the red and white stripes, while the bottom portion features a field of white stars on a blue background.

15. Connect with “No Left Turn...”

- Check out the nonprofit No Left Turn in Education for more information about how to get involved. <https://noleftturn.us>
- In addition to mobilizing parents to demand more transparency in the education system, No Left Turn also facilitates “legal counsel for parents, students, and teachers who require support to battle school indoctrination.”
- Additionally, NLT supports “legal actions against school districts that conduct discriminatory teaching and training.” NLT is nearly growing faster than they can keep up with, as many parents are joining fight. But more are needed.



16. Contact the Media

- Contact the media regarding incidents of injustice, bullying, and radicalization in your community. Those who push CRT ideology count on parents and students not fighting back due to the manufactured stigma.
- Shining a media spotlight on the truth is the first step in breaking the stigma that stifles dissent. Invite the media to the school board meetings.
- Make sure you are speaking in terms of logic and reason. You could be painted in a bad light just for speaking up. There is no reason to give them more ammunition to use against you.
- Granite Grok in New Hampshire has been the leading source for getting information out to parents. www.granitegrok.com. Make sure you contact them immediately with any information you find.

The background of the slide is a stylized American flag. The top portion features the red and white stripes, while the bottom portion features the blue field with white stars.

17. Start an Online Petition

- Start an online petition if your requests are falling on deaf ears. Call for the end of hate and racism being thrust upon our children. Use facts again to lay out your case against the agenda.
- Collect e-mails and use it to start building a list of local concerned citizens.

The background of the slide is a stylized American flag. The top portion features a red and white striped pattern, while the bottom portion is a solid blue field with white stars. The stars are arranged in a horizontal row along the bottom edge.

18. Support Quality Academics

- State your support for quality academics in the classroom.
- YES to history being taught especially on topics like slavery and racism.
- YES to children learning about great African - American leaders in history.
- NO - to shame and blame.
- NO - to dividing our children by race.
- NO - to pushing prejudice.



19. Opt Your Child Out of Indoctrination

- Remove your child from this kind of instruction.
- New Hampshire has a unique state law that allows you to opt your child out of objectionable materials used in the classroom.
- Find out at the start of the year what will be taught.
- Look for quality books that you can use as a replacement. Maybe when teachers see that parents are opting out of the propaganda, they will return to a focus on good quality materials.
- <https://www.education.nh.gov/sites/g/files/ehbemt326/files/inline-documents/objectionable-curriculum.pdf>

The background of the slide is a stylized American flag. The top portion features the red and white stripes, while the bottom portion features the blue field with white stars.

20. Review the Educator's Code of Ethics and Conduct

- Review the Educator's Code of Ethics and Conduct.
- If you believe that the teacher has violated any of these, file a formal complaint through the New Hampshire Department of Education.

Diana Fenton (Attorney)

Commissioner Frank Edelblut

<https://www.education.nh.gov/news/educator-codes-conduct-ethics-approved>

The background of the slide is a stylized American flag. The top portion features horizontal stripes in red and white, while the bottom portion is a solid blue field containing several white, five-pointed stars. The overall texture is grainy and artistic.

21. Watch the District's Website for Clues

- Scan the district web site. Look for examples of how they will tackle the subject of racism in the district. Ask if this has been a problem.

The background of the slide is a stylized American flag. The top portion features the red and white stripes, while the bottom portion features a blue field with white stars. The image has a textured, painterly quality.

22. Quote their own Materials

- One VERY effective technique is to quote material directly from the curriculum at school board meetings and ask board members if they agree with these statements.
- Here's a good example:
<https://www.washingtontimes.com/news/2021/jun/15/adm-michael-gilday-defends-critical-race-theory-fo/>.
- Ask them which of these divisive concepts they believe we SHOULD be teaching.

The background of the slide is a stylized, textured representation of the United States flag. The top portion features horizontal stripes in shades of red and white, while the bottom portion is a solid blue field containing several white, five-pointed stars of varying sizes.

23. Be the Voice of Reason

- Above all else, be reasonable, thoughtful and professional in your approach. Race relations is an important topic to parents. The focus needs to be on “what” to teach.
- For instance, younger children could read books on kindness which would instill good characteristics. Support a fair discipline for those who behave badly.
- As children get older, they need to learn historical events. But that should not be presented in a biased way that denigrates the United States of America. All of history must be taught. That will include information on how individuals overcame slavery and racism. Be positive. This should uplift children, not shame or divide them by race.



24. Don't Overlook the Positive Things

- Don't forget to point out the good that is happening in the school. Send a thank you note to the teacher.
- Let the school board members know you appreciate the teacher teaching students about Dr. Martin Luther King Jr. and his message of peace and justice.

The background of the slide is a stylized American flag. The top portion features a red and white striped pattern, while the bottom portion is a solid blue field with white stars. The text is centered in the white space between the stripes and the stars.

25. If you can't change their minds, change their VOTES

- IF YOU CAN'T CHANGE THEIR MINDS (i.e. the school board), THEN FOCUS ON CHANGING THEIR VOTES.
- Let them know that if they continue to allow CRT in the school, you'll be replacing them with someone else when the next election comes around.
- Too many activists waste too much time trying to “educate” public officials who are not open to hearing what they have to say. At some point you have to stop trying to persuade with reason and start persuading with political threats instead.

The background of the slide is a stylized American flag. The top portion features horizontal stripes in red and white, while the bottom portion is a solid blue field containing several white, five-pointed stars.

26. Find out if there's a "DEI" Committee or similar group

- If the district has a "DEI Committee" (or similar group) find out when it meets and attend.
- Get recordings if available.
- They generally want to hold these kinds of meetings in secret, but if it's an official Board Committee or created as a result of school board action, they can't meet in secret.



The background of the slide is a stylized American flag. The top portion features a white field with a faint, textured pattern of stars. The bottom portion is a dark blue field with a row of white, five-pointed stars. The text "Q&A" is centered in the white field.

Q&A

The background of the slide is a stylized American flag. The top portion features a white field with a faint, textured red and white pattern. The bottom portion is a solid blue field with a row of white stars. The text is centered in the white field.

**THANK YOU
FOR
ATTENDING!**